

Battery Type Lift Table CADDIE

- Battery meter with three-color demarcation.
- Easy-to-use table design
- Equipped with a battery charger that allows charging at any time (from AC200~240V power supply).
- Moving the table upward and downward with ease at the flip of a switch.
- Provided with a safety-sensitive Lowering adjustment valve.
- Incorporates an automatic load check valve.



LT-D550-9L



LT-D800-10



● LIFT / LOWER pushbutton switch



● Three-color battery meter



● Battery charger (Built in type)

Self-propelled Lift Table CADDIE

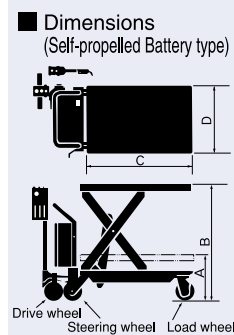
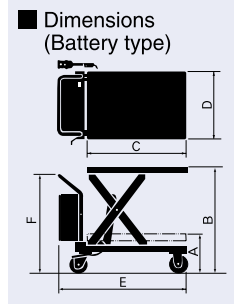
- Moving the table upward and downward with ease at the flip of a switch.
- Provided with a handheld U-type drive that ensures smooth traveling performance.
- Provided with a safety-sensitive Lowering adjustment valve.
- Incorporates an automatic load check valve.
- Battery meter with three-color demarcation.
- Equipped with a battery charger that allows charging at any time (from AC200~240V power supply).
- Powerful electric braking.
- ※Option: FET chopper-type brake



LT-U550-9L



LT-U800-10



Specifications of Battery Type Lift Table CADDIE

Specifications	Capacity (kg)	Min. H (mm)		Table size Length x width (mm)	Overall length (mm)	Overall width (mm)	Overall height (mm)	Steering wheel Dia. x width (mm)		Load wheel Dia. x width (mm)	Battery	Lifting time (seconds)	Net weight (kg)
		A	B					C	D				
Model				CXD	E	D	F						
LT-D550-9L	550	330	950	900X600	1,150	600	900	Rubber 150X42	Rubber 150X42	DC12V	6~10	120	
LT-D800-10	800	340	1,040	1,000X600	1,250			Urethane 150X42	Urethane 150X42	48AH/5HR	9~18	150	

※Includes built-in automatic battery charger (AC200~240V).

Specifications of Self-propelled Lift Table CADDIE

Specifications	Capacity (kg)	Min. H (mm)		Table size Length x width (mm)	Overall length (mm)	Overall width (mm)	Overall height (mm)	Traveling speed (km/h)		Steering wheel Dia. x width (mm)	Load wheel Dia. x width (mm)	Drive wheel Dia. x width (mm)	Battery	Braking	Lifting time (seconds)	Net weight (kg)
		With no load	With load													
Model				CXD	E	D	F									
LT-U550-9L	550	330	950	900X600	1,320	785	1,070	H2.4	H2.2	Rubber 150X42	Rubber 150X42	Urethane	DC12V	Electric	6~10	150
LT-U800-10	800	340	1,040	1,000X600	1,420			L2.0	L1.8	Urethane 150X42	Urethane 150X42	160X36	48AH/5HR	braking	9~18	180

H: High speed; L: Low speed

※Includes built-in automatic battery charger (AC200~240V).

As of October 2008



Created by Highly Experienced Hydraulic Equipment Makers.

Originality Produces Know-how

OPK OKUDAYA GIKEN CO., LTD.

285 Tanjo, Mihara-ku, Sakai-city, Osaka 587-0011, JAPAN.
TEL 81-723-61-7861 FAX 81-723-62-2102
E-mail: trading@opk.co.jp

URL : <http://www.opk.co.jp>



REGISTERED ORGANIZATION
NO.0989—ISO9001
NO.E933—ISO14001
Acquired by head office



JAB
QS Accreditation
FRO02, RE002



This pamphlet was printed with environment-friendly soy-based ink on recycled paper.

* Products with special specifications besides those with standard specifications are manufactured as well. Feel free to contact OKUDAYA GIKEN.
The specifications described in this catalog are subject to change without notice for product improvement.
* The colors of actual products may be more or less different from those printed in this catalog.

All rights reserved.

FOUNDED 1934

OPK

OKUDAYA GIKEN CO., LTD.

ESTABLISHED 1954

OSAKA JAPAN

Manual Type Lift Table CADDIE

Ensures stable and infallible transfer.
Versatile work support with simple design.

- Equipped with a quick-lifting mechanism as a standard accessory that will double the lifting speed when the pedal is turned to the left (except the LT-H150 and LT-H250-8S).
- Incorporates an automatic load check valve.
- Ensures ease of use with a tight turning circle.
- Provided with speed control valve as a standard accessory that prevents the table from quickly moving downward (provided as an option to the LT-H150).
- Simple design that matches work environments.
- Powerful parking brake.



With No Quick-lifting Mechanism



LT-H150-7S



Provided with folding handle

LT-H150-7



Provided with speed control valve

LT-H250-8S

With Quick-lifting Mechanism and Speed Control Valve



Provided with speed control valve

LT-H250-8



Provided with speed control valve

LT-H400-8L



Double scissor type provided with speed control valve

LT-WH500-10



Provided with speed control valve

LT-H550-8M



Provided with speed control valve

LT-H550-9L



Provided with speed control valve

LT-H800-10



Double scissor type provided with speed control valve

LT-WH200-13



Double scissor type provided with speed control valve

LT-WH300-15-A



Stainless steel type provided with speed control valve

LT-H250-8SU



Stainless steel type provided with speed control valve

LT-H550-9SU

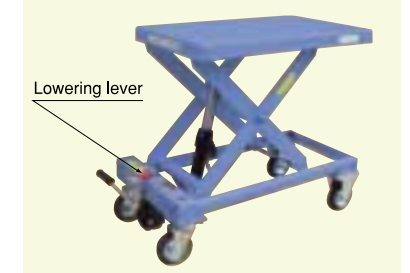
Options (for All Models)

Bellows-type Cover



Ensures improved safety at work and dust prevention.

Handless-type Table



Long objects can be loaded onto the handless-type table. The lowest position of the table is in a range between approximately 35 and 100 mm, which is higher than a normally available range.
 * The position varies with each model.

Quick-lifting Magic Pedal

Doubling the table lifting speed.
 ※ Except the LT-H150 and LT-H250-8S.



Speed control Valve (Safety Lowering Mechanism)

Prevents the table from quickly moving downward.
 ※ Provided as an option to the LT-H150.



Specifications of Manual Lift Table CADDIE

Model	Capacity (kg)	Min. H (mm)		Table size Length x width (mm)	Overall length (mm)	Overall width (mm)	Overall height (mm)	Steering wheel Dia. x width (mm)	Load wheel Dia. x width (mm)	Pump pedaling (number of times)	Net weight (kg)
		A	B								
LT-H 150-7S	150	210	740	700×400	950	400	815	Rubber 100×25	Rubber 100×25	13	30
LT-H 150-7			850								32
LT-H 250-8S	250	245	850	800×500	1,050	500	845	Rubber 100×32	Rubber 100×32	24 (12)	47
LT-H 250-8											67
LT-H 400-8M	400	310	850	900×600	1,150	600	880	Rubber 130×38	Rubber 130×38	36 (18)	70
LT-H 400-8L											67
LT-WH500-10	500	380	1,000	650×500	900	500	880	Rubber 130×38	Rubber 130×38	48 (27)	105
LT-H 550-8M	550	310	830	800×500	1,050	500	880	Rubber 130×38	Rubber 130×38	57 (29)	75
LT-H 550-9L		330	980								900×600
LT-H 800-10	800	340	1,070	1,000×600	1,250	600	900	Urethane 150×42	Urethane 150×42	62 (36)	117

Specifications of Manual Lift Table CADDIE (Double scissor Type)

LT-WH 200-13	200	450	1,300	800×500	1,050	500	880	Rubber 130×38	Rubber 130×38	59 (31)	91
LT-WH 300-15-A	300	410	1,500	900×600	1,150	600	900	Rubber 150×42	Rubber 150×42	63 (38)	116

Specifications of Manual Lift Table CADDIE (Stainless Steel Type)

LT-H250-8SU	250	245	850	800×500	1,050	500	845	Urethane 100×32	Urethane 100×32	24 (12)	56
LT-H550-9SU	500	330	980	900×600	1,150	600	900	Urethane 150×42	Urethane 150×42	51 (30)	98

※ Lifting times in () are quick-lifting times on the condition that no loads are imposed.

Dimensions (Manual type)

